

ANNUAL GENDER AND DEVELOPMENT (GAD) ACCOMPLISHMENT REPORT

January -December 2018


Province of Pangasinan

Gad Mandate Gender Issue	Cause of the Gender Issue	GAD Result Statement/ GAD Objective	Relevant Agency MFO/PAP	GAD Activity	Performance Indicators and Targets	Actual Results Outputs/ Outcomes	Total Agency Approved Budget	Actual Cost/ Expenditure	Variance/ Remarks
1	2	3	4	5	6	7	8	9	10
PROVINCIAL SOCIAL WELFARE AND DEVELOPMENT OFFICE									
Client Focused									
Limited access of marginalized and grassroots sector to Social protection program and services due to the geographical area	1.Proximity of location/ distance of clients(men and women) to social welfare service provider 2.Cultural background	To increase access of marginalized/ grassroots sector for better service delivery of social welfare programs and services	I. Emergency Assistance Program 1. Social Case Management	A.Provision of Financial Assistance to; a.1 Aid to Individual in Crisis Situation (AICS) -Regular Assistance -Petty Cash a.2. Counseling Services	*No. of Clients/ marginalized sector assisted No. of Clients assisted	232 184	1,373,100.00	1,372,600.00	Note: clients were referred to Protective Services Prog. (PSP) of DSWD
Limited access of marginalized children and day care workers to social protection programs and services due to the geographical area	1. Proximity of location/ distance of clients (men and women) to social welfare service provider 2. Cultural background	To increase access of marginalized/ children and day care workers for better service delivery of social welfare programs and services	II. Child Welfare Program 1. Information Management System 2. Training Development and Advocacy 3. Program Management Support	A. Update master list and Day Care Worker Profile (sex disaggregated data) 1. 1st Quarter Meeting of the Provincial Council for the Protection of Children (PCPC) A. Establishment of Child Friendly Action Center during Pistay Dayat B. Distribution of Amelioration (financial assistance) to Day Care Workers	Updated masterlist No. of participants attended No. of children/ clients assisted No. of DCWs given w/ FA	1,516 21 206 1,516	58,500.00 7,500.00 18,210.00 2,753,570.00	47,664.00 7,500.00 18,210.00 2,753,570.00	
Limited access of marginalized children and day care workers to social protection programs and services due to the geographical area	1. Proximity of location/ distance of clients (men and women) to social welfare service provider	To increase access of marginalized youth for better service delivery of social welfare programs and services	III. Youth Welfare Program 1. Information Management System	1. Data banking/update masterlist of: Out of School Youth (OSY) (sex disaggregated data)	Updated masterlist	800			

Gad Mandate Gender Issue	Cause of the Gender Issue	GAD Result Statement/ GAD Objective	Relevant Agency MFO/PAP	GAD Activity	Performance Indicators and Targets	Actual Results Outputs/ Outcomes	Total Agency Approved Budget	Actual Cost/ Expenditure	Variance/ Remarks
1	2	3	4	5	6	7	8	9	10
			2.Training Development and Advocacy	1. Regional PYA Founding Anniversary 2. Provincial Youth Camp	No. of Youth Participated No. of Youth Participated	35 35	41,500.00 36,625.00	41,500.00 36,625.00	
Limited access of marginalized women to social protection programs and services due to the geographical area	1. Proximity of location/ distance of clients (men and women) to social welfare service provider 2. Cultural background	To increase access of marginalized/ women and for better service delivery of social welfare programs and services	IV. Women Welfare Program 1. Information Management System	A. Continuing Data Banking of the updated masterlist of: (sex disaggregated data) - KALIPi - Solo Parents B. Information Awareness on GAD, VAWC and solo parents	1 updated data bank No. of women/ solo parents KAS enhanced	22,525 13,331 1352 kalipi			
			2. Policy & Program Plan Integration	A. Program Organizational Support of the Provincial Inter Agency Committee on VAWC B. Program Organizational Support of the GAD Focal Point System (GFPS) C. Sustained Provincial Solo Parents Association of Pangasinan D. Sustained Provincial KALIPi Association of Pangasinan E. Sustained Provincial LCW Association of Pangasinan	At least 80% of the marginalized sector assisted/empowered/ increased access to social protection 1 active council 1 federated association 1 federated association 1 federated association	27 20 28 24 38			

Gad Mandate Gender Issue	Cause of the Gender Issue	GAD Result Statement/ GAD Objective	Relevant Agency MFO/PAP	GAD Activity	Performance Indicators and Targets	Actual Results Outputs/ Outcomes	Total Agency Approved Budget	Actual Cost/ Expenditure	Variance/ Remarks
1	2	3	4	5	6	7	8	9	10
			3.Training Development and Advocacy	A. Updates in accordance with RA 9344 in relation with the Bahay Pag-Asa Set Up	updated program implementers	9			
				B. Conduct of Provincial Women's Convention	No. of women/kalipi leaders attended	510	354,500.00	354,500.00	
				C. Conduct of Gayak Project for Women with a Cause	No. of women leaders attended	500	175,000.00	175,000.00	
				D. Conduct of 2 Days Orientation Workshop on GAD Database	No. of Participants	60	69,500.00	69,500.00	
				E. Skills Enhancement Training on GAD related programs for GAD and Women Focal Persons and GAD Focal Point System	No. of GFP & GFPS attended	8	154,600.00	154,600.00	
				F. Conducted MOVE (Men Opposed to Violenced Everywhere) Summit and organized MOVE Pangasinan	No. of participants	150	105,000.00	105,000.00	
				G. PCW Local Learning Hub 2nd Validation	No. of participants	20	7,000.00	7,000.00	
				H. Capability Training for LGU Social Workers Managing CICL Cases Cum ALSWDOPI (Association of Local Social Welfare and Development Officers of the Philippines Pangasinan Chapter) Semestral Meeting	No. of participants	57	200,000.00	200,000.00	
				I. 1st Provincial Solo Parents Summit	No. of participants	227	353,000.00	353,000.00	
				J. Financial Assistance for Pangasinan Federation of Solo Parents	No. of Solo Parents assisted	28	50,000.00	50,000.00	
				K. Year-End Program Assessment Evaluation Planning & Team Building KALIPI	No. of participants	80	164,000.00	164,000.00	
				L. Year-End Program Assessment Evaluation Planning & Team Building Solo Parents	No. of participants	80	164,000.00	164,000.00	
			4. Program Management	1. Facilitate/Assist/Evaluate livelihood assistance for KALIPI groups in coordination	No. of KALIPI groups assisted	47 KALIPI Groups (659 beneficiaries)			

Gad Mandate Gender Issue	Cause of the Gender Issue	GAD Result Statement/ GAD Objective	Relevant Agency MFO/PAP	GAD Activity	Performance Indicators and Targets	Actual Results Outputs/ Outcomes	Total Agency Approved Budget	Actual Cost/ Expenditure	Variance/ Remarks
1	2	3	4	5	6	7	8	9	10
			Support	with Provincial Livelihood Program Team C/MLGUs (prov'); Livelihood fund c/o PPO 2. Financial Assistance for Solo Parents and their children on Medical and Educational needs.	No.of Solo Parent given w/ assistance	34	200,000.00	133,000.00	
High vulnerability of women and children to abuse and discrimination	Cultural stigma, weak foundation of good values, environmental, social and mass media influence	To reduce the vulnerability of women and children to abuse and discrimination.	Special Projects: 1. Crisis Intervention Center	1. Provision of financial assistance (minimum of P3,000, maximum of P5,000/ client) 2. Provision of food subsistence 3. Referral for: · Medical/ Psychological evaluation · Temporary custody · Legal · Transportation 4. Provision of Temporary Shelter & Custody at PCIC 5. Social Case Management a. Women/VAW b. Children · Rape · Simple Seduction/Acts of lascivious · Physically Abuse · Abandoned/Neglected c. Strandedes/ Missing d. CICL e. Solo Parent f. Individual in Crisis Situation	*No. of clients/margin- alized sector assisted *Increased access tosocial protection	163 9 10 2 11 0 10 2 3 1 2 7 9 1 25 215	2,000,000.00	1,503,051.32 10,065.00	

Gad Mandate Gender Issue	Cause of the Gender Issue	GAD Result Statement/ GAD Objective	Relevant Agency MFO/PAP	GAD Activity	Performance Indicators and Targets	Actual Results Outputs/ Outcomes	Total Agency Approved Budget	Actual Cost/ Expenditure	Variance/ Remarks
1	2	3	4	5	6	7	8	9	10
				g. Custody h. CAR i. Alleged Bullying j. Alleged Trafficking k. Minor Travelling Abroad l. Adoption Case m. PWD n. Senior Citizen		11 2 1 3 1 1 27 46			
Organization Focus MOOE			2. Child Care & Development Center	Management and supervision of the Provincial Child Care and Development Center. a. Developmental Activities: 1. Provincial Children's Month Celebration	No.of children of Prov'l. employees	36 450	4,054,300.00	3,700,190.00	
Capital Outlay							200,000.00	(No. Capital Outlay)	
Total							12,539,905.00	11,420,575.32	
PROVINCIAL ENGINEERING OFFICE									
<i>Client-focused</i> Children are at high risk of having water bourne diseases due to limited source of potable water	Limited Source of potable water supply	To increase source of potable water and sustain sanitation and water supply	Water and Sanitation	Construction of Artesian Well	No. of units	62 units	5,000,000.00	4,557,742.00	
Attributed Programs: 1. Construction, Rehabilitation/ Improvement of Roads & Bridges			Maint. Of Roads and Bridges	Concreting/Asphalting/Blocktopping & Maintenance of Roads Construction/Rehab/Improvement of Bridges	No. of Kms.		330,312,000.00	316,524,544.00	There are roads & bridge projects funded CY 2018 which are to be implemented

Gad Mandate Gender Issue	Cause of the Gender Issue	GAD Result Statement/ GAD Objective	Relevant Agency MFO/PAP	GAD Activity	Performance Indicators and Targets	Actual Results Outputs/ Outcomes	Total Agency Approved Budget	Actual Cost/ Expenditure	Variance/ Remarks
1	2	3	4	5	6	7	8	9	10
2. Construction/Repair of School buildings & School Facilities			Schoolboard	Construction/Repair of Classroom Buildings and School Facilities	No. of classrooms	26 classrooms 17 school facilities	83,000,000.00	82,653,629.00	Some projects are obligated/ funded CY 2018 but not yet started
Organization Focus									
MOOE							74,816,400.00	74,816,400.00	
Capital Outlay							750,000.00	750,000.00	
Total							493,878,400.00	479,302,315.00	
OFFICE OF THE PROVINCIAL AGRICULTURIST									
<i>Client-focused</i>									
Clients Sec.23, 10 -a. Provide access to seeds product including both traditional and locally adapted varieties, planting materials fingerlings and broodstocks for women small farmers and fisherfolks;	Limited fish population in communal waters	To increase fish population particular ly on tilapia in communal waters like rivers, creeks, dam and water impoundments	FISHERY PRODUCTION & DEV'T. PROGRAM Tilapia Finger- ling Production and Dispersal	1. Breeding of tilapia, production and dispersal of tilapia fingerlings. 2. Validation of proposed sites for fingerling dispersal. 3. Coordination with recipients and technical briefing.	No. of hatcheries maintained No. of tilapia fingerlings produced No. of tilapia fingerling distributed No. of communal water seeded	3 1,678,500 1,678,285 55 78 individuals	268,310.00	268,310.00	
	Insufficiency of seedlings for reforestation to address erosion problems	To provide equal opportunity for men and women to participate and share in attendant responsibilities and benefits in the manage and utilization of forest resources	1. Plant Nursery Maintenance and Enhance- ment Program 2. Reforestation Program 3. Coastal	1. Mangrove and forest/fruit tree seedling production 2. Planting/distribution of assorted seedlings. 3. Maintenance/repair of Provincial Nurseries	Mangrove seedling produced Mangrove seedling planted Fruit/Forest seedling produced Fruit/Forest seedling planted No. of nurseries	80,901 51,000 258,494 133,151 6	2,604,510.00	2,604,510.00	

Gad Mandate Gender Issue	Cause of the Gender Issue	GAD Result Statement/ GAD Objective	Relevant Agency MFO/PAP	GAD Activity	Performance Indicators and Targets	Actual Results Outputs/ Outcomes	Total Agency Approved Budget	Actual Cost/ Expenditure	Variance/ Remarks
1	2	3	4	5	6	7	8	9	10
			Reforestation project	4. Information, Education and Communication 5. Development, reproduction and distribution of environment advocates and food production brochures.	maintained No. of IEC conducted in schools (CRM) participants No. of mangrove brochures distributed	26 1,371 2,250			
MCW Sec. 20 Women- friendly and sustainable agriculture technology shall be designed based on necessibility and viability in consultation with women's organization	Poor linkages between government institutions and clients	To promote women- friendly technology as a high priority activity in agriculture and shall promote the right to adequate food by proactively engaging in activities intended to strengthen, access to utilization of, and receipt of accurate and substantial information on resources and means to ensure women's livelihood, including food security	1, Food Production Program	Gulayan sa Barangay Project	No. of Gulayan sa Barangay Project established No. of Women's Group Assisted	115 115	533,340.00	533,340.00	
		2. To enhance the capabilities of farmers/fisherfolks in agriculture and	2. Capability building and Livelihood Dev't. 3. Institutional	b) Production of off season high value crops 1. Skills training on mango, mushroom, fish/	No.of Stations No.of skills training on:	6	503, 938.00	503, 938.00	

Gad Mandate Gender Issue	Cause of the Gender Issue	GAD Result Statement/ GAD Objective	Relevant Agency MFO/PAP	GAD Activity	Performance Indicators and Targets	Actual Results Outputs/ Outcomes	Total Agency Approved Budget	Actual Cost/ Expenditure	Variance/ Remarks
1	2	3	4	5	6	7	8	9	10
		aquaculture 3. To enhance capabilities of farmers organization thru entrepreneurship training	Development	food processing, tilapia & wine & vinegar making 3. Provision of Technical Assistance	-mushroom -Food/ meat Processing -participants -Good Agricultural practices -Operation & Maintenance of small engine - wine & Vinegar making - Organic Veg. Prodt'n. - Organic Fert.Prodt'n.	9 14 8 1 2 5 5			
Farmers low production in crop areas	Insufficient irrigation support (facilities)	To increase crop production	Agri-Infra Support Services	1. Installation of STWIP 2. Provision of Fertilizer	- Tilapia Culture & Mgt. No. of STWIP installed No. of IA beneficiaries No. of Farmers served No. of bags of fertilizer No. of Farmers served	3 409 409 2,045 3,922 3,922	16,081,347.00 5,294,700.00	16,081,347.00 5,294,700.00	
Prevalence of poverty among fisherfolk	Old and rotten fishing gears of fishermen Lack of fish processing equipment	To sustain the fishing operation/livelihood of fisherfolk	Livelihood assistance	3. Provision of Fishing paraphernalias 4. Provision of fish processing equipments and materials	No. of gill nets distributed No. of purse seine net (kalokor distributed) Sets of fish processing matls./equipments distributed No. of fisherfolks association served No. of fisherfolks assisted	1,280 19 9 95 1,081	4,688,697.00	4,688,697.00	
Organization Focus MOOE Capital Outlay									
Total							29,974,842.00	29,974,842.00	

Gad Mandate Gender Issue	Cause of the Gender Issue	GAD Result Statement/ GAD Objective	Relevant Agency MFO/PAP	GAD Activity	Performance Indicators and Targets	Actual Results Outputs/ Outcomes	Total Agency Approved Budget	Actual Cost/ Expenditure	Variance/ Remarks
1	2	3	4	5	6	7	8	9	10
PROVINCIAL POPULATION OFFICE									
Client Focused									
Uncertain policy and resources support given to family planning and population management program in the LGUs, leading to inadequate access by women and men to needed family planning and reproductive health services	Inconsistency of program support and/or development priorities of local officials and partners	To render adequate technical assistance to LGUs and partner agencies through effective implementation of local population management program	Capacity building and technical assistance	a. Advocacy for local funding/ resource for sustenance of population management program at the city/municipal level	100% of target LGUs have active population workers with sufficient funds for population management program	47 LGUs	100,000.00	100,000.00	
				b. Provision of technical assistance and capacity building to program partners	100% of LGU program partners provided with required technical assistance	47 LGUs	437,000.00	437,000.00	Conducted one (1) additional (unprogrammed) training for C/MPOs
				c. Institutional development for network of community volunteers (BSPOs)	100% of LGU BSPO associations provided with capacity building activities	47 LGUs	3,124,500.00	3,124,500.00	Budget supplemented in Dec 2018
High unmet need for family planning by couples and individuals in barangays	Lack of institutional mechanisms and support to enhance access to quality family planning information and services	To enhance capacities of program partners to implement and sustain IEC program and activities in the barangays	Demand - generation and referrals	a. Enhance capacities of City/Municipal Population Officers and community volunteers to implement IEC activities to targeted groups (couples, MWRAs, youth, men)	100% of target LGUs provided with required technical assistance	47 LGUs	400,000.00	400,000.00	
				b. Strengthen utilization of Community-Based Family Planning Management Information System at the LGU Level	100% of LGUs effectively implementing CBFPMIS and optimizing data for program activities	47 LGUs	400,000.00	400,000.00	

Gad Mandate Gender Issue	Cause of the Gender Issue	GAD Result Statement/ GAD Objective	Relevant Agency MFO/PAP	GAD Activity	Performance Indicators and Targets	Actual Results Outputs/ Outcomes	Total Agency Approved Budget	Actual Cost/ Expenditure	Variance/ Remarks
1	2	3	4	5	6	7	8	9	10
Inadequate income opportunities by women in the barangays	Limited opportunities for poor women and their families through their organized groups/ associations, cooperatives and micro entrepreneurs to avail of livelihood skills development and credit assistance	To capacitate and provide access to livelihood opportunities to women through organized groups	1. Micro-enterprise development and management	a. Social preparation for potential beneficiaries	At least 80% of program beneficiaries are implementing viable income generating projects and earning additional income	18 new groups 4 MSMES	100,000.00	100,000.00	
			2. Organizational/ Institutional development	b. Organizational/Institutional development for program partners	100% of program beneficiaries provided with organizational and project management skills	19 new groups	300,500.00	300,500.00	Conducted one (1) additional (unprogrammed) training for livelihood beneficiaries
				c. Credit Assistance and Loan Collection	100% of validated groups provided with loan for their income generating projects	19 new groups 15 MSMES 71 regular groups	12,755,000.00	12,755,000.00	Credit assistance budget supplemented in Feb 2018
				d. Loan collection	At least 90% loan repayment	19 new groups 15 MSMES 71 regular groups			
Organization Focus									
MOOE									
Capital Outlay									
Total							17,617,000.00	17,617,000.00	

Gad Mandate Gender Issue	Cause of the Gender Issue	GAD Result Statement/ GAD Objective	Relevant Agency MFO/PAP	GAD Activity	Performance Indicators and Targets	Actual Results Outputs/ Outcomes	Total Agency Approved Budget	Actual Cost/ Expenditure	Variance/ Remarks
1	2	3	4	5	6	7	8	9	10
PROVINCIAL HEALTH OFFICE									
HEALTH EDUCATION AND PROMOTION/FAMILY PLANNING									
Lack of Awareness of pregnant women on the significance of Facility Based Deliveries (FBD) attended by Skilled Birth Attendants (SBA) Breastfeeding, Nutrition and Family Planning	Poor Health seeking behavior	To strengthen information, education, communication campaign & counselling on the importance of pre-natal care & post-natal care, facility based deliveries &	Conduct of Buntis Congress	CONDUCT OF: - laboratory examination (blood typing Urinalysis) - Pre-natal Check-up - Counseling - Ultra Sound - Dental Care - Beauty Care - Livelihood Program	3 Buntis Congress conducted (200 pregnant women provided services per buntis Congress)	1. March 23, 2018 @ Malasiqui LGU with total of 206 pregnant mothers & 25 non pregnant attended the buntis congress 2. May 22, 2018 @ Mangatarem LGU with total of 410 pregnant	1,150,600.00	770,765.00	
		skilled birth attendants to all pregnant mothers		- Visual Inspection Using Acetic Acid Solution LECTURE ON: - Philhealth - Breastfeeding - Family Planning - Maternal Health		mothers & 17 non-pregnant attended the buntis congress 3. October 19, 2018 @ Sta.Barbara LGU with total of 210 pregnant mothers & 32 non-pregnant attended the buntis congress			
Low Contraceptive Prevalence Rate 98% of FP acceptors are women	98% of acceptors are women	To increase contraceptive prevalence rate from 61% to 65% by 2018	Conduct of Usapan Sessions	Conduct of Usapan Sessions: - Usapang Maginoo - Usapang Pwede Pa - Usapang Kontento Na	24 Usapan Sessions Conducted	20 Usapan Sessions Conducted	125,656	125,656.00	
High Incidence of Teenage Pregnancy	Inadequate fertility awareness among teenagers	To motivate more men acceptors on FP	Mini-FP caravan	Voluntary Surgical Sterilization Itinerant services (BTL for woman/NSV for Men) - Progestin-subdermal implant #NAME?	No of acceptors on FP services	9 BTL 43 PSI 68 attended the lecture	70,000.00	50,000.00	

Gad Mandate Gender Issue	Cause of the Gender Issue	GAD Result Statement/ GAD Objective	Relevant Agency MFO/PAP	GAD Activity	Performance Indicators and Targets	Actual Results Outputs/ Outcomes	Total Agency Approved Budget	Actual Cost/ Expenditure	Variance/ Remarks
1	2	3	4	5	6	7	8	9	10
		Increase awareness of high school students on teenage pregnancy	Conduct of Fertility Orientation Session	Lecture on Fertility Awareness & Risk of Teenage Pregnancy	2 Fertility Orientation conducted	2 Fertility Orientation session attended by 270 students from grade 10,11 & 12	80,000.00	22,000.00	
Lack of health activities involving women & children that will enhance their knowledge and awareness on the different health programs	Inadequate knowledge/ awareness of women and children evolving trends on updates regarding health	To provide quick guide on how to handle some adolescent health problems & high risk behavior &	Conduct of Adolescent Job Aid Training	LECTURE ON: 1. HEADDS 2. Adolescents privacy and confidentiality	Adolescent Job Aide (AJA) Training	68 health care providers were trained on AJA	260,000.00	260,000.00	
		provide health tips to adolescent at every clinic visit To Intensify the role of Health Education & Promotion Officer in planning health activities that will further improve the knowldege of women and children in the community	Health Education and Promotion Officer Consultative (HEPO meeting)	Lecture/updates on the different health programs	2 Consultative meetings	2 Consultative meetings conducted	70,000.00	70,000.00	
MATERNAL HEALTH: High Maternal death cases 2017 (30 direct cause of maternal death cases)	Poor pregnancy tracking of pregnant mothers	To decrease maternal deaths by 10% by the end of 2018 (30 deaths from CY 2017)	Conduct Provincial Review Team Meeting	Conduct 2 Provincial Review Team Meeting (June 8, 2018 and November 23, 2018)	No. of direct cause of maternal deaths and neonatal death identified	17 Maternal death reviewed (6 from 2017 and 11 from 2018) 12 direct cases, 3 indirect cases, 2 for further validations, 51 neonatal deaths reviewed	35,500.00	35,500.00	

Gad Mandate Gender Issue	Cause of the Gender Issue	GAD Result Statement/ GAD Objective	Relevant Agency MFO/PAP	GAD Activity	Performance Indicators and Targets	Actual Results Outputs/ Outcomes	Total Agency Approved Budget	Actual Cost/ Expenditure	Variance/ Remarks
1	2	3	4	5	6	7	8	9	10
						14 maternal deaths reviewed, 67 neonatal deaths reviewed			
				Conduct 2 Provincial Maternal and Neonatal Mortality Review (MNMR)	2 MNMR	80 PAX (June 29, 2018) 65 PAX (Dec.6, 2018) 87 PAX (june 28, 2018)	49,000.00	22,000.00	
				Conduct 2 Clinical Case Conference for Midwives	2 Clinical Case Conference (CCC)	87 PAX (june 28, 2018) 80 PAX (Dec.21, 2018)	79,500.00	12,000.00	
Inadequate provision of anti-hypersentive drugs to high risk pregnant mothers		To augment the provision of anti hypersentive drugs to six (6) Inter-local health zones (PPH, EPDH,WPDH,UDH, LDH,BDH)	Procurement and distribution of Anti-hyper tensive drugs	Allocation and distribution of anti-hypertensive drugs to six (6) Inter-Local Health zones	Actual no. of high risk pregnant mothers provided anti-hyper tensive drugs to six (6) Inter-local health zones	PPH,UDH,EPDH,WPDH LDH,BDH	1,000,000.00	800,000.00	
Low vaccination coverage for 0-11 month old children		To increase the knowledge, attitude and skills (KAS) of private birthing home staff on Expanded Program on Immunization	Orientation on Expanded Program on Immunization Basic Skills for Private Birthing Facilities	Lecture on Expanded Program on Immunization Basic Skills	20 Private Birthing home staff trained on EPI	Total of 20 pax from 6 private birthing homes and 9 public birthing homes	10,750.00	10,500.00	
Organization Focus									
MOOE									
Capital Outlay									
Total							2,931,006.00	2,178,421.00	


Gad Mandate Gender Issue	Cause of the Gender Issue	GAD Result Statement/ GAD Objective	Relevant Agency MFO/PAP	GAD Activity	Performance Indicators and Targets	Actual Results Outputs/ Outcomes	Total Agency Approved Budget	Actual Cost/ Expenditure	Variance/ Remarks
1	2	3	4	5	6	7	8	9	10
PROVINCIAL GOVERNOR'S OFFICE									
Client Focus									
Lack of access to education (Scholarship Fund)	Poverty/limited resources	To increase access to education; to help deserving Pangasinan students	Increase no. of Scholars	Provision of College Scholarship Grants to Poor but deserving Pangasinan students	No. of college scholarship grants	Highly competitive College Students=170 NCIP=20 Fed.of Pang.Muslim Association (FPMA)=10 Pangasinan State University(PSU)=1,800 Tech Voc =180 2,180 College Scholarship grantees	32,295,000.00	22,881,080.00	
Low Community involvement (Scouting Activities and Red Cross)	Lack of awareness on community involvement	To increase active participation of pupils/ students	Conducted scouting activities and Red Cross Programs	Pupils/ Students participated actively in scouting activities, blood letting and basic life support training	No. of students participated	15,580 Student Participated	1,500,000.00	867,576.00	
Limited access to Sports Activities (Palaro ng Bayan and Other Sports Activities)	Limited resources	To maximize sports programs/activities	Conducted Palaro ng Bayan and other Sports Activities	Conduct of Sports Program/Activities	No. of programs/ activities conducted	Batang Pinoy-16 Phil.Natl.Events-30 RIAA- 26 72 Sports Activities Conducted	14,000,000.00	12,009,573.00	

Gad Mandate Gender Issue	Cause of the Gender Issue	GAD Result Statement/ GAD Objective	Relevant Agency MFO/PAP	GAD Activity	Performance Indicators and Targets	Actual Results Outputs/ Outcomes	Total Agency Approved Budget	Actual Cost/ Expenditure	Variance/ Remarks
1	2	3	4	5	6	7	8	9	10
Lack of youth and sports development program (Youth & Sports) Palarang Bayan & other Sports Activities	Limited sports development programs	To increase youth and sports development programs	Conducted youth and sports dev't activities	Provision of assistance to youth and sports development programs	No. of youths and sports devt. programs assisted	Batang Pinoy- 2,600 Palarong Pambansa- 213 R1AA- 1,600 Philippine National Event - 5,100 Pangasinan Chess Festival- 1,300			
						Boxing- 250 Beach VolleyBall- 220 Basketball Team Pangasinan- 300 1st Governor's Cup Intertown Basketball			
						Tournament - 800 12,383 Youth & Sports Dev't.Prog.Assisted	14,400,000.00	13,935,000.00	
Limited access of marginalized and indigent sector to social protection programs and services (Other Gender Dev't.Prog.)	Proximity of location/distance	To increase access of marginalized and indigent sector	Conduct other Gender related activities	Implementation of social welfare programs and services	No. of clients/marginalized sectors served	Financial Assistance for Social Welfare Prog.- Gender Ralated Activities/ Projects 1,114 Indigent/Marginalized Sectors Served	3,700,000.00	3,329,934.00	


Gad Mandate Gender Issue	Cause of the Gender Issue	GAD Result Statement/ GAD Objective	Relevant Agency MFO/PAP	GAD Activity	Performance Indicators and Targets	Actual Results Outputs/ Outcomes	Total Agency Approved Budget	Actual Cost/ Expenditure	Variance/ Remarks
1	2	3	4	5	6	7	8	9	10
Organization Focus									
MOOE									
Capital ,Outlay									
Total							65,895,000.00	53,023,163.00	
GRAND TOTAL							622,836,153.00	593,516,316.32	

We hereby certify that we have reviewed the contents and hereby attest to the veracity and correctness of the data or information contained in this document.


Prepared by:


MONA S. ALVAZO
 PEO III/Head-Technical Division
 GFPS-TWG-Chair

Reviewed by:


EMILIO P. SAMSON JR., RSW
 Prov'l. Social Welfare and Development Officer
 GFPS, Vice Chair

Approved by:


HON. AMADO I. ESPINO III
 GOVERNOR
 Province of Pangasinan
 GFPS, Executive Committee,Chair

Date:

January 15, 2019



|



